

NOTES
A5

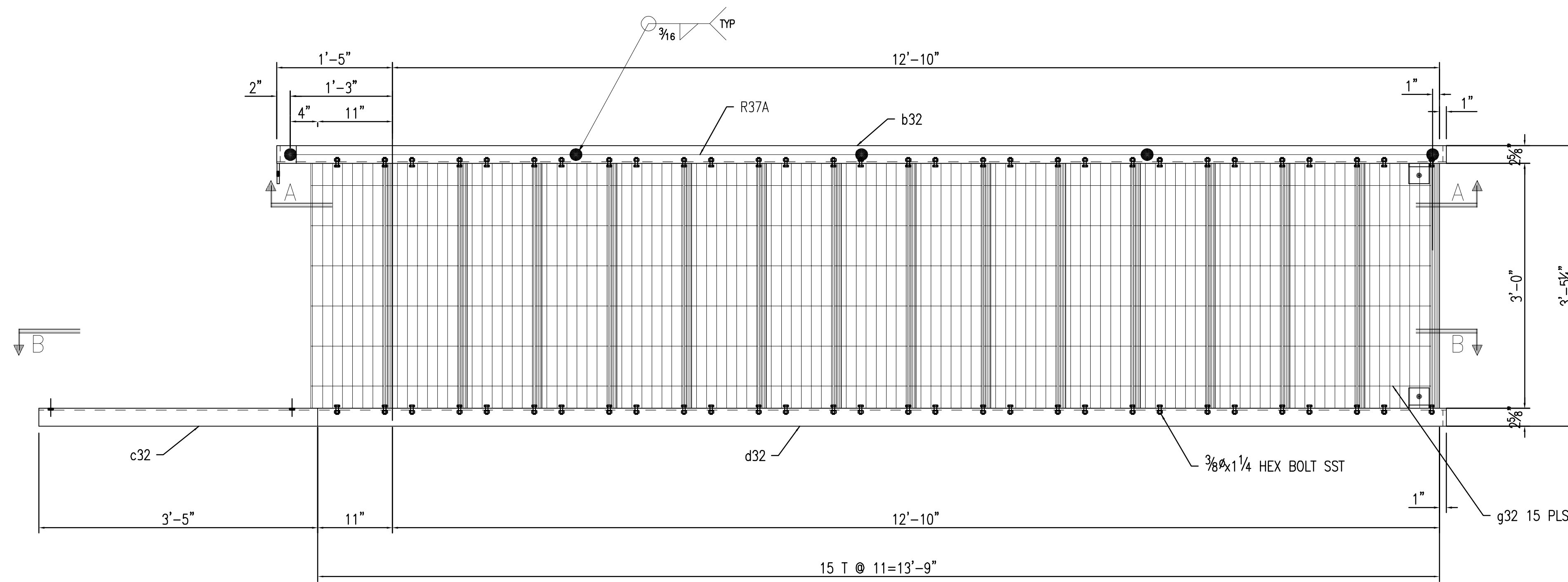
DETAILING: FABRICATION TECHNICAL SERVICES, INC.
601 E Seltice Way, Ste 205, Post Falls ID 83854
(208) 457-8282 fax: (208) 457-8208

INTERMOUNTAIN FABRICATORS, INC.
E. 6014 KNOX
SPOKANE, WASHINGTON 99212
ph: (509) 534-1676 fax: (509) 535-7135

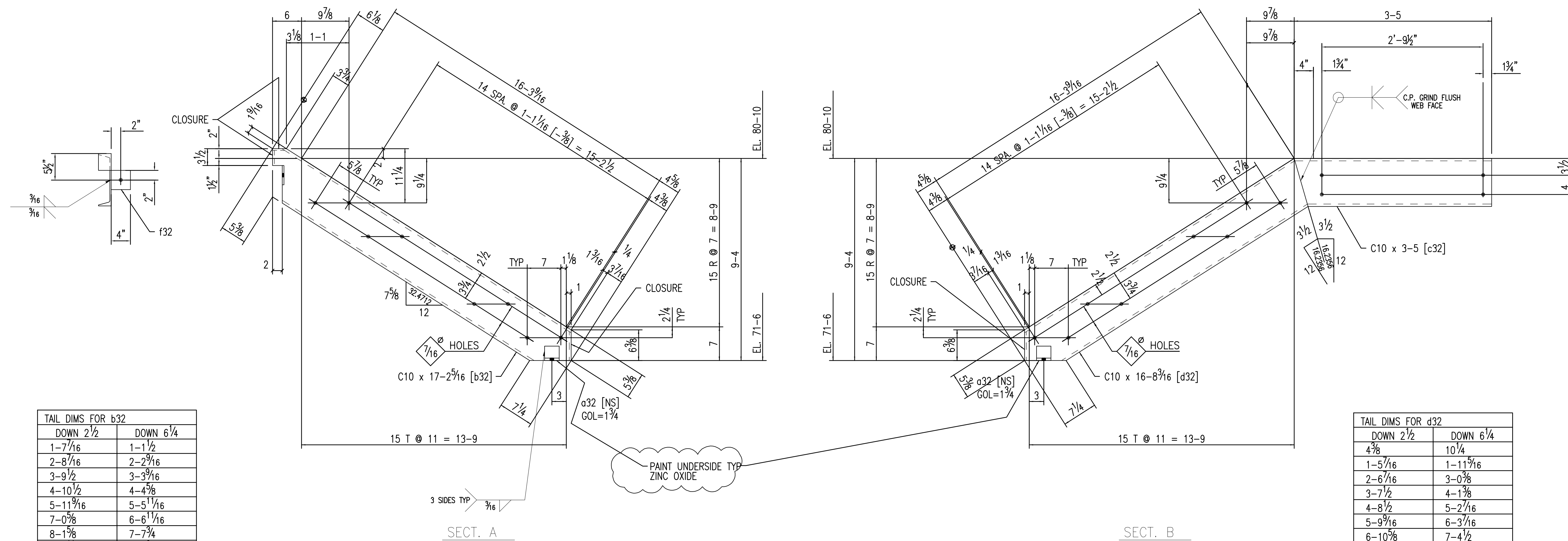
REVISIONS			PROJECT	
NO.	DATE	BY	PAGE WASTEWATER TREATMENT FACILITY UPGRADES	
1	11-8-01	KB	CONTRACTOR	DATE PK DATE KB
2	11-13-01	KB	CONTRACTORS NORTHWEST	DATE OCT 5 2001
3			DESCRIPTION	JOB NO.
4			ERECTION PLANS	DWG NO.
5			LIFT STATION STAIR	E13

BILL OF MATERIAL

QTY	Piece	QTY	Description	Length	Remarks	Weight
Total	Mark	UNIT				Unit
ONE	S32A	ONE	STAIR			
2	a32	2	L3x3x3/8	0	3	6061-T6
ONE	b32	ONE	C10x2.6x.24	17	2-5/16	AS 6061-T6
ONE	c32	ONE	C10x2.6x.24	3	5	AS 6061-T6
ONE	d32	ONE	C10x2.6x.24	16	8-3/16	AS 6061-T6
ONE	f32	ONE	R3/8x4	0	4	6061 T6
15	g32	15	GRATING TREAD 1 1/2x12 1/8 W/CURR ANGLE NOSING	3	0	6061 T6
FIELD BOLTS						
3	3	3	5/8" HEX BOLT	0	2	A304, 1-W
2	2	2	3/8" EXP BOLT	0	6	A304
60	60	60	3/8" HEX BOLT	0	1 1/4	A304



ONE STAIR S32A



SECT. A

SECT. B

TAIL DIMS FOR b32	
DOWN 2 1/2	DOWN 6 1/4
1-7/16	1-1 1/2
2-8 1/16	2-2 9/16
3-9 1/2	3-3 3/16
4-10 1/2	4-4 7/8
5-11 9/16	5-5 11/16
7-0 7/8	6-6 1/16
8-1 7/8	7-7 3/4
9-2 11/16	8-8 3/4
10-3 1/16	9-9 13/16
11-4 3/4	10-10 7/8
12-5 13/16	11-11 7/8
13-6 3/16	13-0 15/16
14-7 1/8	14-1 15/16
15-8 1/8	15-3
16-9 15/16	16-4 1/16

TAIL DIMS FOR d32	
DOWN 2 1/2	DOWN 6 1/4
4 3/8	10 1/4
1-5 5/16	1-11 9/16
2-6 1/16	3-0 3/8
3-7 1/2	4-1 3/8
4-8 1/2	5-2 1/16
5-9 9/16	6-3 1/16
6-10 7/8	7-4 1/2
7-11 7/8	8-5 9/16
9-0 11/16	9-6 9/16
10-1 11/16	10-7 7/8
11-2 3/4	11-8 7/8
12-3 13/16	12-9 11/16
13-4 13/16	13-10 3/4
14-5 1/8	14-11 3/4
15-6 1/8	16-0 13/16

DETAILING: FABRICATION TECHNICAL SERVICES, INC.
601 E Seltice Way, Ste 205, Post Falls ID 83854
(208) 457-8282 fax: (208) 457-8208

NOTES
HOLES 1 1/16" DIA U.N.O.
WELD 3/16 FILLET U.N.O.
FINISH PER SPEC UNO
W.P. (TAILS)

INTERMOUNTAIN FABRICATORS, INC.

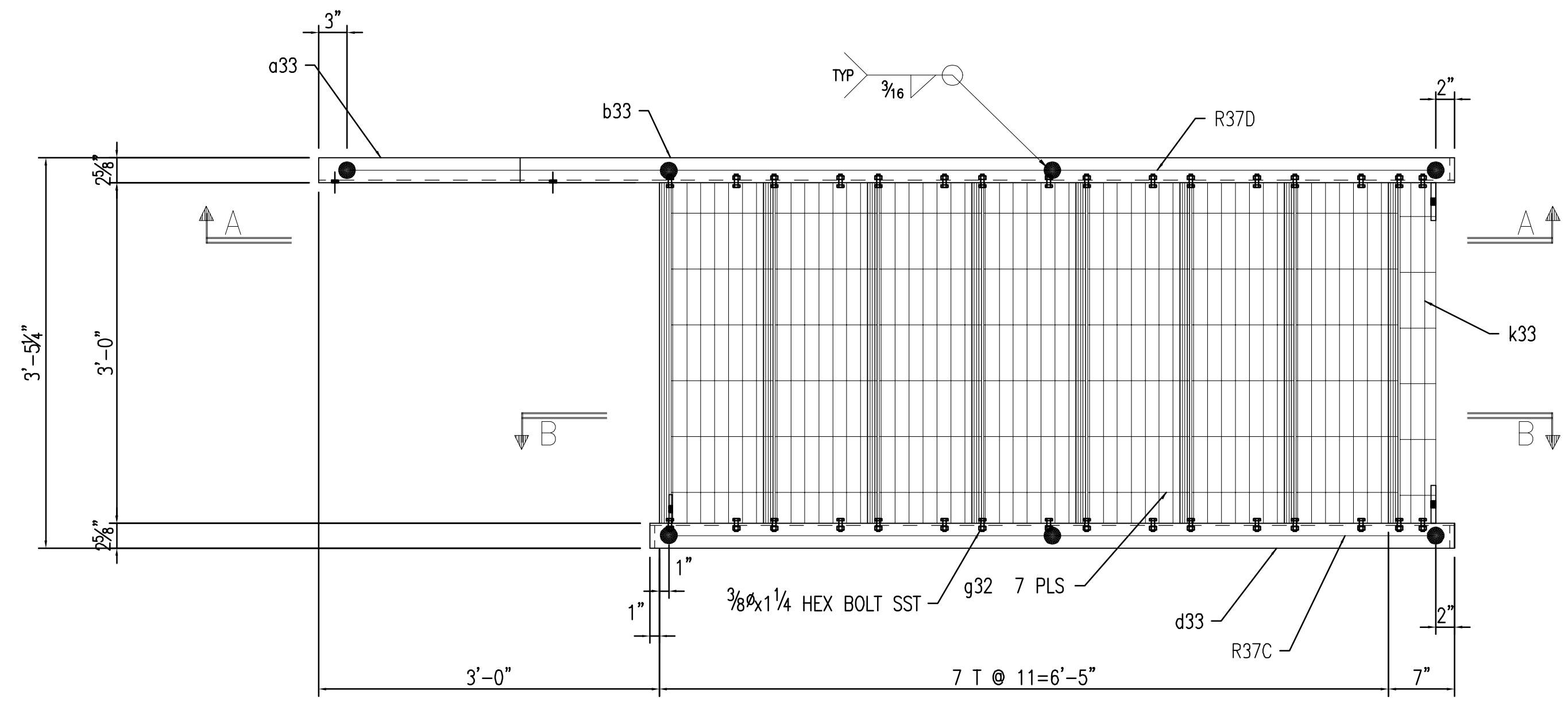
E. 6014 KNOX
SPOKANE, WASHINGTON 99212
ph: (509) 534-1676 fax: (509) 535-7135

NO.	DATE	BY	DESCRIPTION
1			
2			
3			
4			
5			

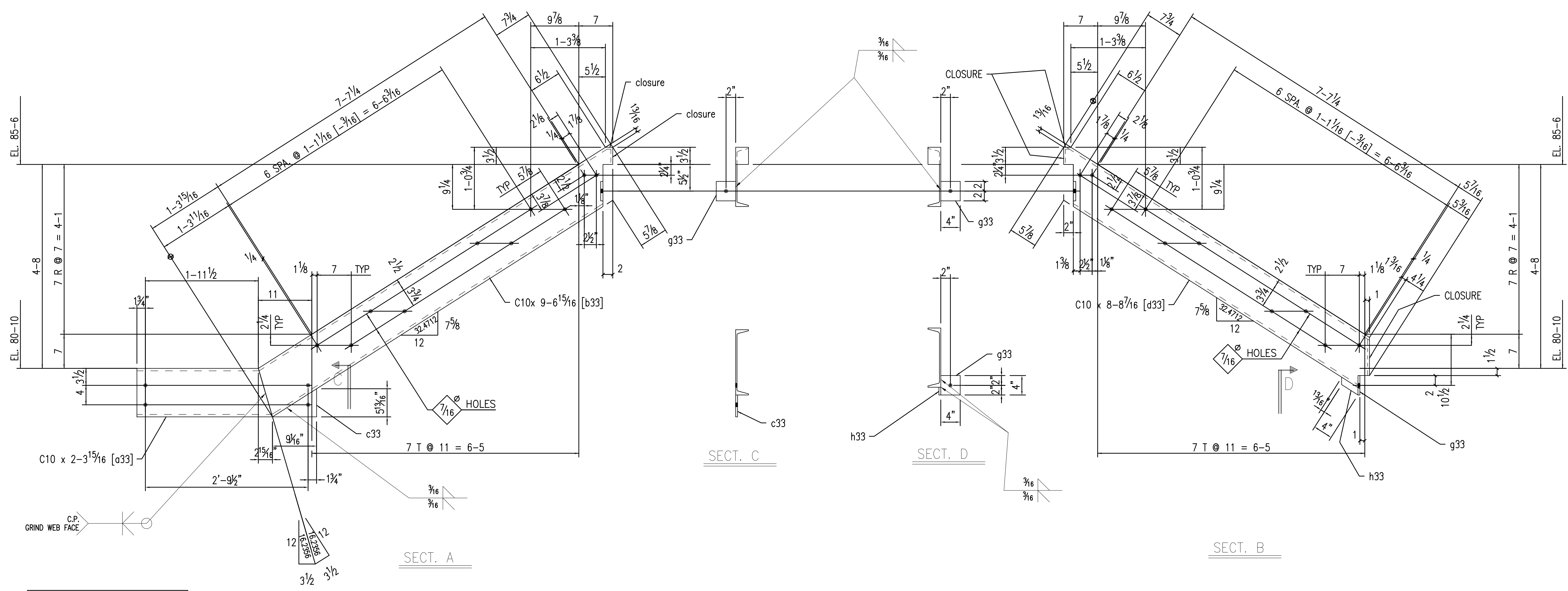
PROJECT
PAGE WASTEWATER TREATMENT FACILITY UPGRADES

CONTRACTOR
CONTRACTORS NORTHWEST

DR PK CK KB
DATE
OCT 5 2001
JOB NO
DWC NO
32



ONE STAIR S33A



TAIL DIMS FOR b33

DOWN 2 1/2	DOWN 6 1/4
1-3 15/16	1-9 9/16
2-4 3/4	2-10 3/8
3-5 3/4	3-11 1/16
4-6 13/16	5-0 1/16
5-7 13/16	6-1 3/4
6-8 7/8	7-2 3/4
7-9 7/8	8-3 3/16

TAIL DIMS FOR d33

DOWN 2 1/2	DOWN 6 1/4
1-9 1/16	1-3 3/8
2-10 1/16	2-4 3/16
3-11 1/8	3-5 3/16
5-0 1/8	4-6 1/4
6-1 7/16	5-7 1/4
7-2 7/16	6-8 7/16
8-3 1/4	7-9 7/8

BILL OF MATERIAL

QTY	Piece	QTY	Description	Length	Remarks	Weight
Total	Mark	UNIT				Unit
ONE	S33A	ONE	STAIR			
ONE	a33	ONE	C10x2.6x.24	2	3 15/16 AS 6061-T6	
ONE	b33	ONE	C10x2.6x.24	9	6 15/16 AS 6061-T6	
ONE	c33	ONE	R 3/8x5 13/16	0	9 1/16 6061-T6	
ONE	d33	ONE	C10x2.6x.24	8	8 7/16 AS 6061-T6	
3	g33	3	R 3/8x4	0	4 6061-T6	
ONE	h33	ONE	R 3/8x1	0	4 13/16 6061-T6	
7	g32	7	GRATING TREAD	3	0 6061 T6	
			1 1/2x12 1/8 W/CURR ANGLE NOSING			
ONE	k33	ONE	GRATING TREAD	3	0 6061 T6	
			1 1/2x5 W/CURR ANGLE NOSING			
			FIELD BOLTS			
3		3	5/8 HEX BOLT	0	2 A304, 1-W	
2		2	5/8 EXP BOLT	0	6 A304	
32		32	3/8 HEX BOLT	0	1 1/4 A304	

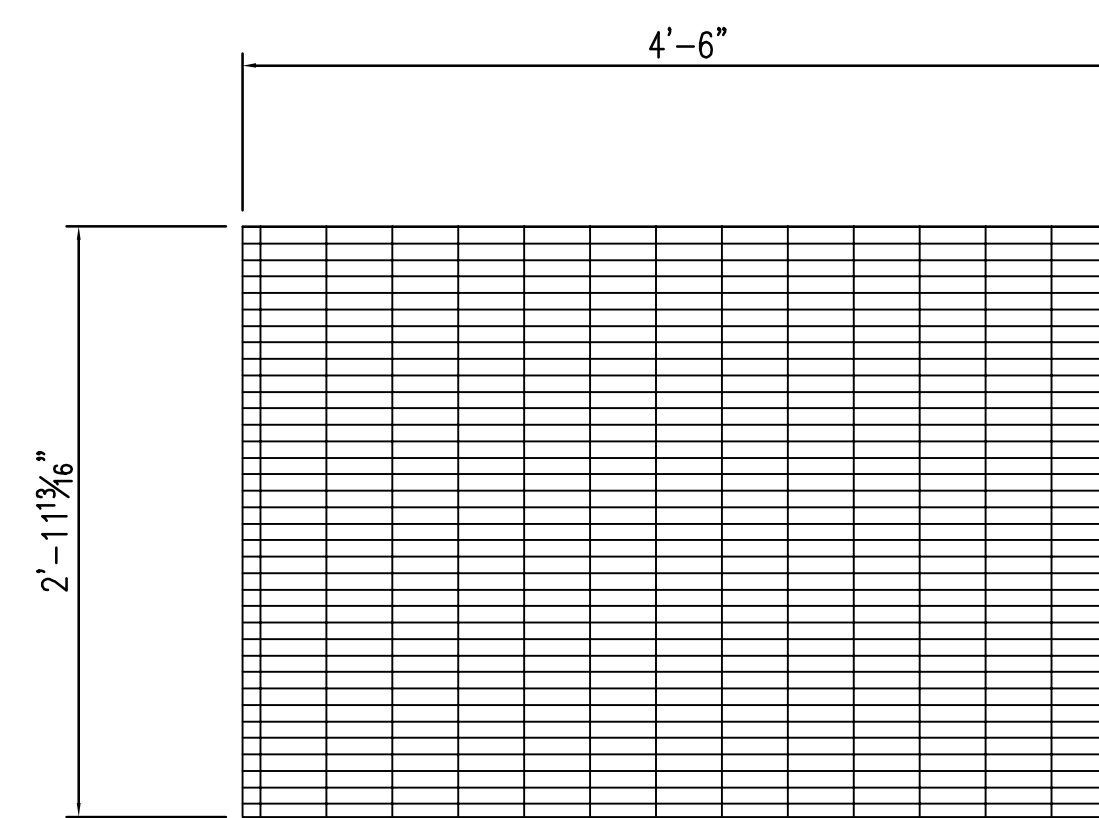
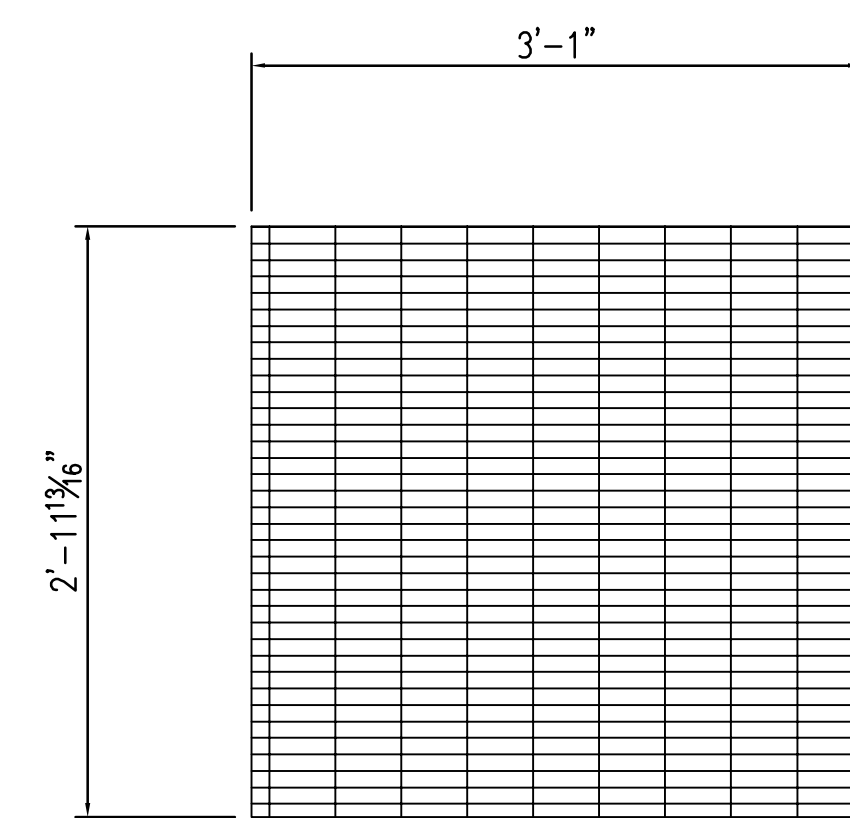

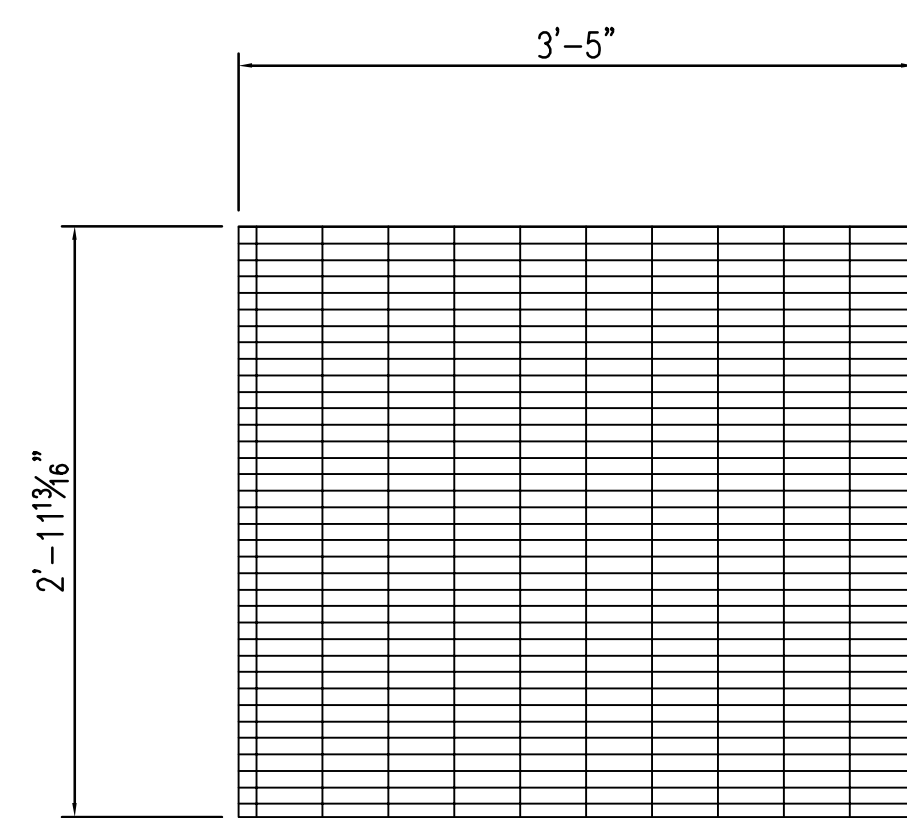
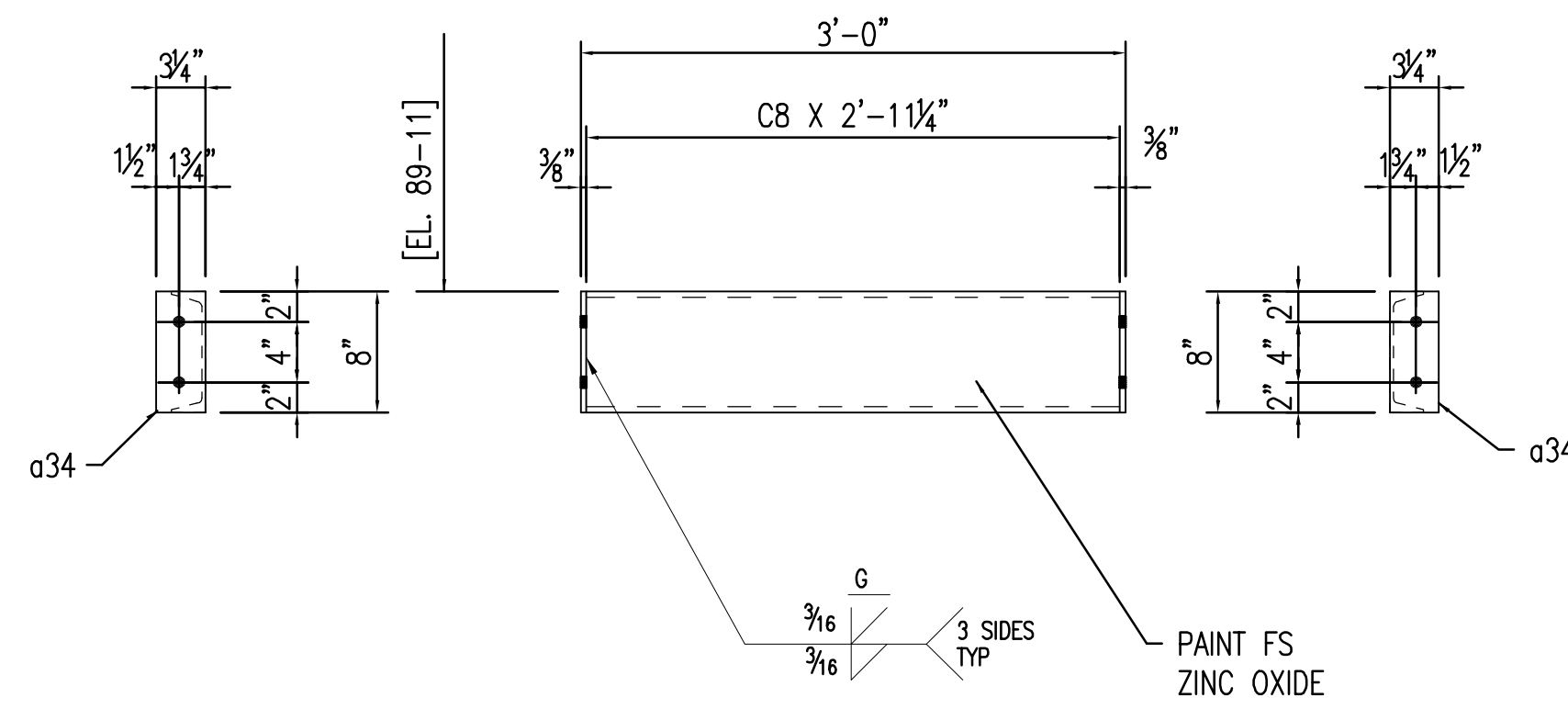
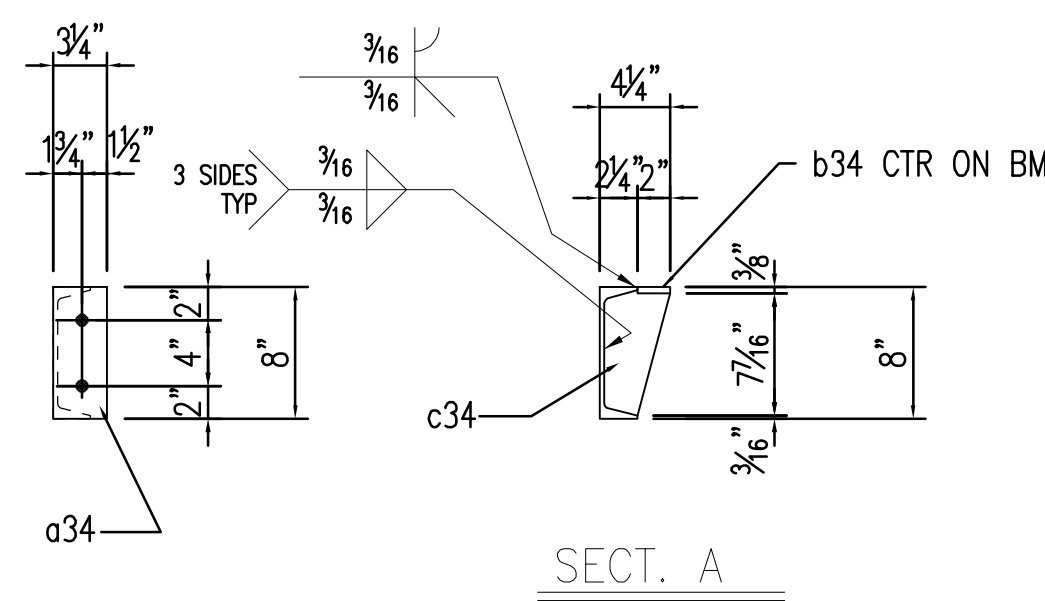
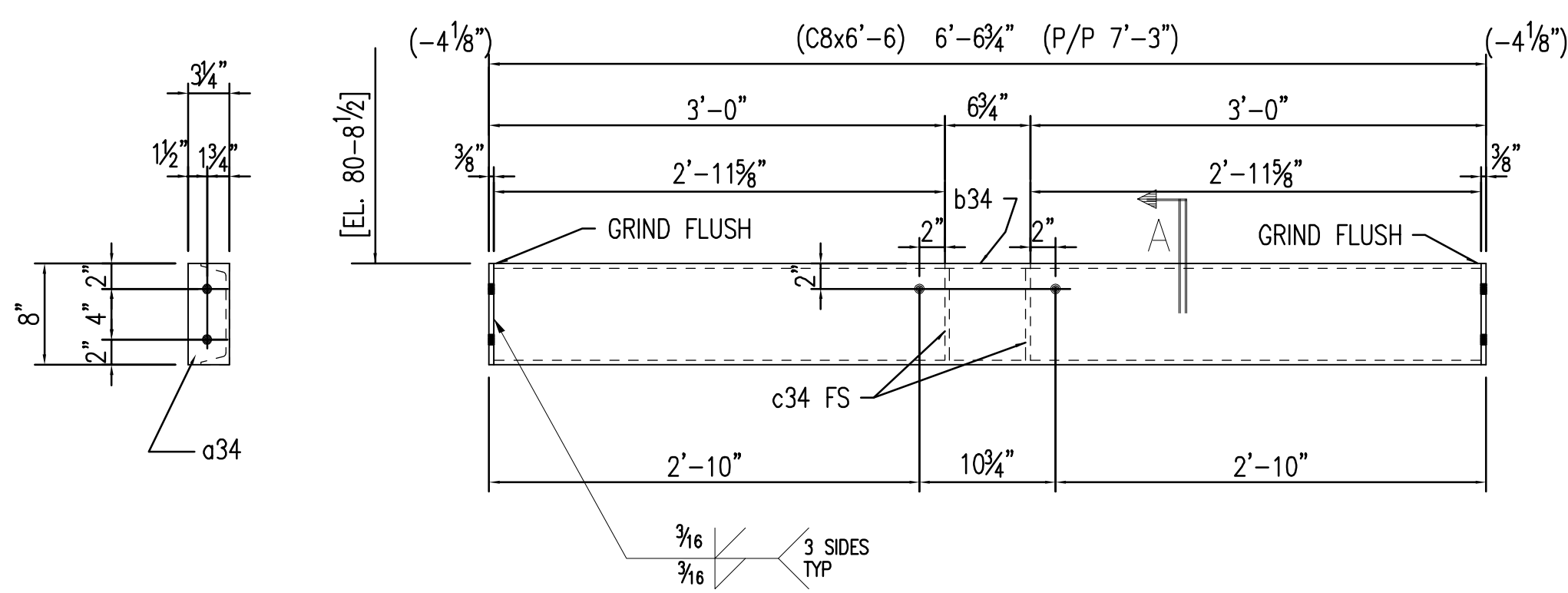
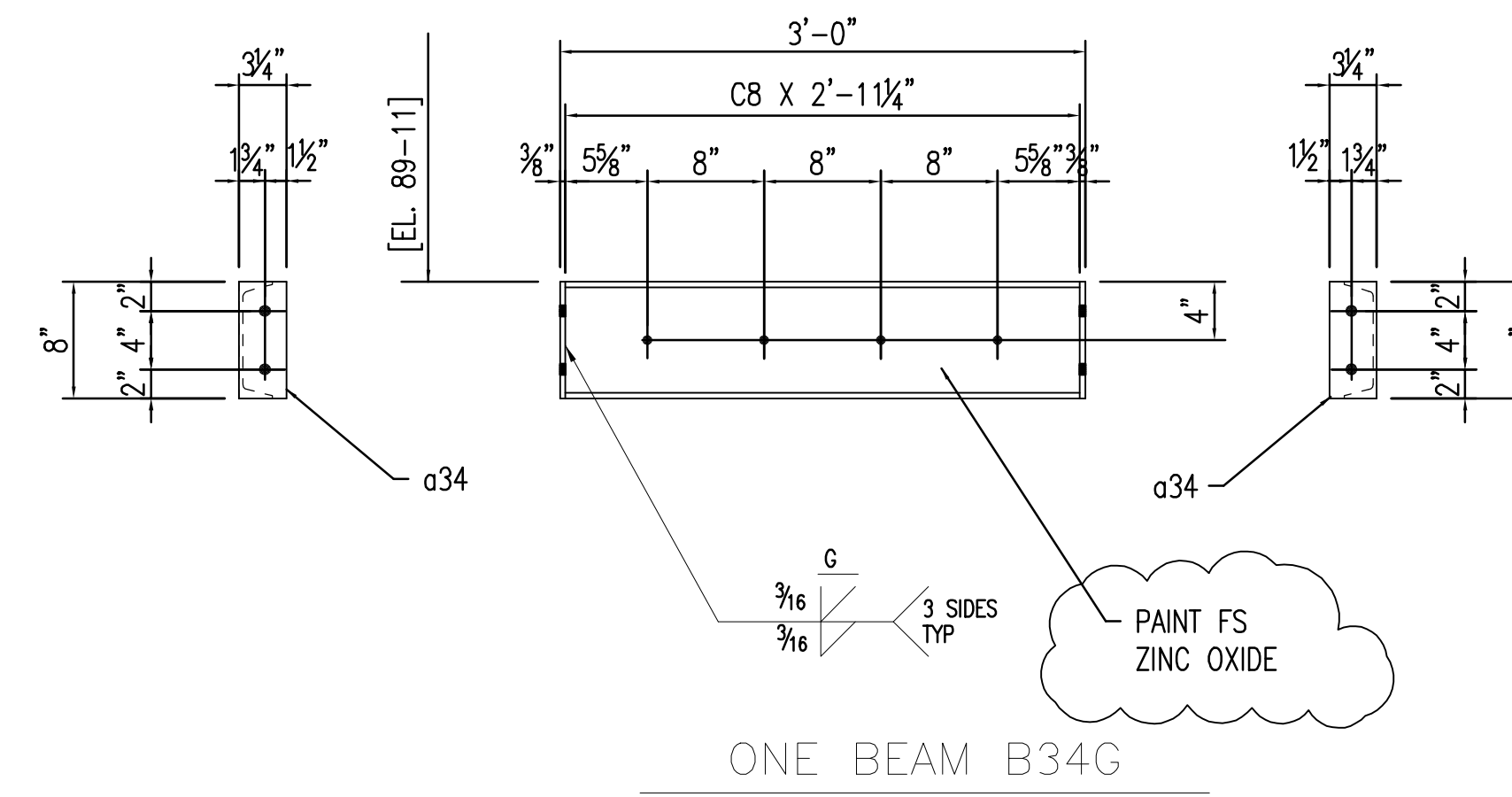
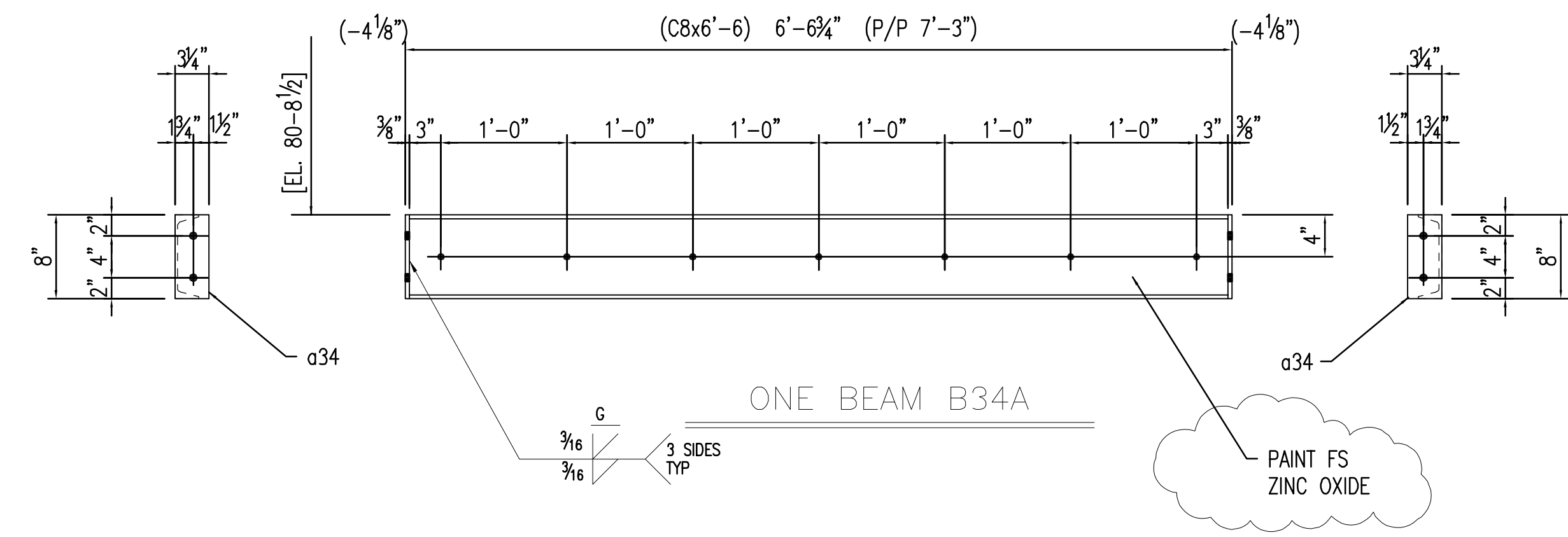
DETAILING: FABRICATION TECHNICAL SERVICES, INC.
 601 E Seltice Way, Ste 205, Post Falls ID 83854
 (208) 457-8282 fax: (208) 457-8208

NOTES
 HOLES 1 1/16" DIA U.N.O. W.P. (TAILS)
 WELD 3/16 FILLET U.N.O.
 FINISH PER SPEC UNO

INTERMOUNTAIN FABRICATORS, INC.
 E. 6014 KNOX
 SPOKANE, WASHINGTON 99212
 ph: (509) 534-1676 fax: (509) 535-7135

NO.	DATE	BY	DESCRIPTION	DR	PK	CK	KB
1							
2							
3							
4							
5							

PROJECT: PAGE WASTEWATER TREATMENT FACILITY UPGRADES
 CONTRACTOR: CONTRACTORS NORTHWEST
 DATE: OCT 5 2001
 DESCRIPTION: DETAILS LIFT STATION STAIR
 DWG NO: 33



BILL OF MATERIAL

QTY	Piece	QTY	Description	Length	Remarks	Weight
Total	Mark	UNIT				Unit
ONE	B34A	ONE	C8x2.435x.395	6	6	AS 6061-T6
2	a34	2	PL 3/8x3 1/4	0	8	6061-T6
			FIELD BOLTS			
7		7	5/8 EXP BOLT	0	6	A304
ONE	B34B	ONE	C8x2.435x.395	6	6	AS 6061-T6
2	a34	2	PL 3/8x3 1/4	0	8	6061-T6
ONE	b34	ONE	PL 3/8x2	0	6 3/4	6061-T6
2	c34	2	PL 3/8x7 1/16	0	6 3/4	6061-T6
			FIELD BOLTS			
4		4	5/8 HEX BOLT	0	2	A304, 1-W
ONE	M34C	ONE	GRATE 1 1/2x35 13/16	3	5	ALUM
			BB 3/16x1 13/16 C-C			
			XB 4\"/>			

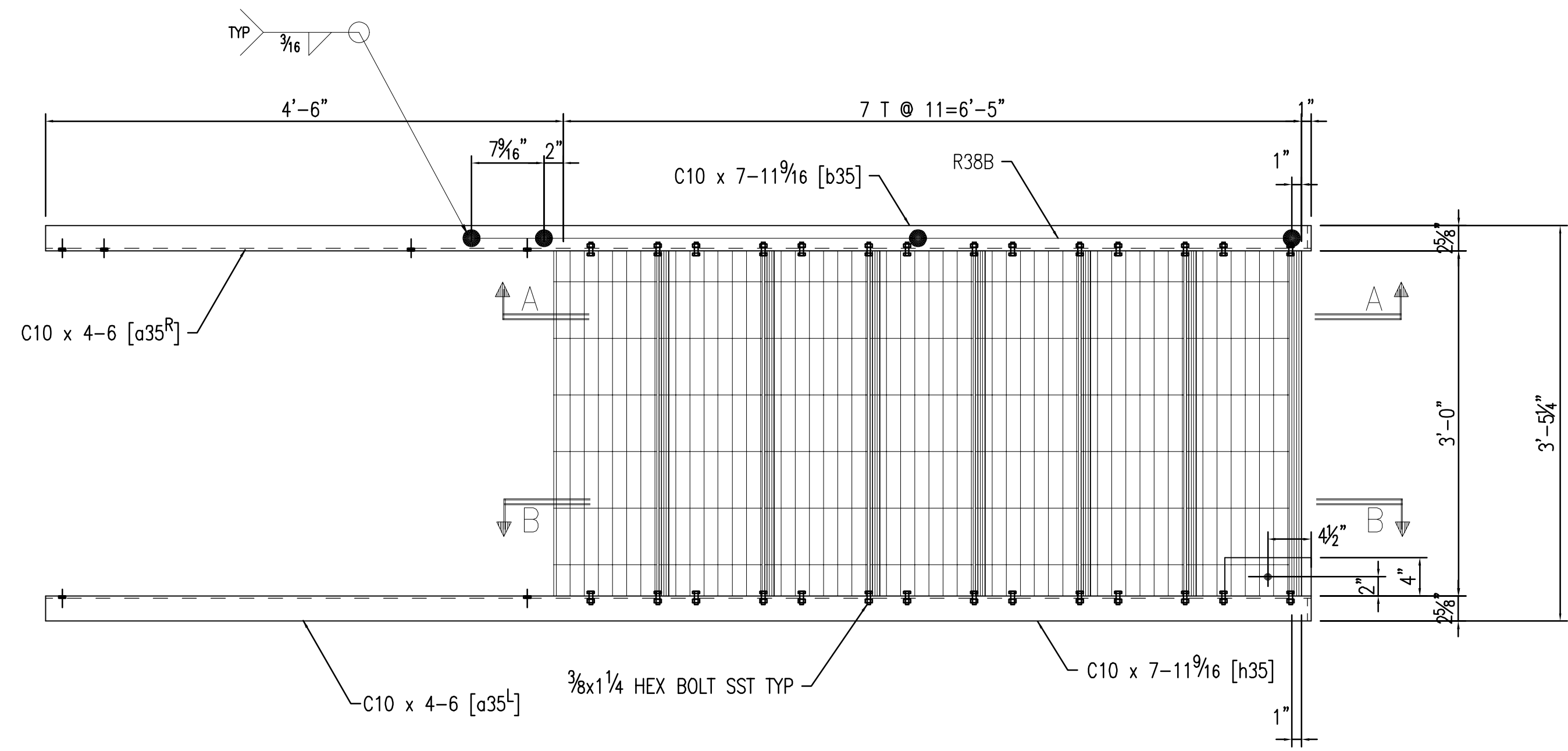
DETAILING: FABRICATION TECHNICAL SERVICES, INC.
 601 E Seltice Way, Ste 205, Post Falls ID 83854
 (208) 457-8282 fax: (208) 457-8208

NOTES
 HOLES 1 1/16" DIA U.N.O. W.P. (TAILS)
 WELD 3/16 FILLET U.N.O.
 FINISH PER SPEC UNO

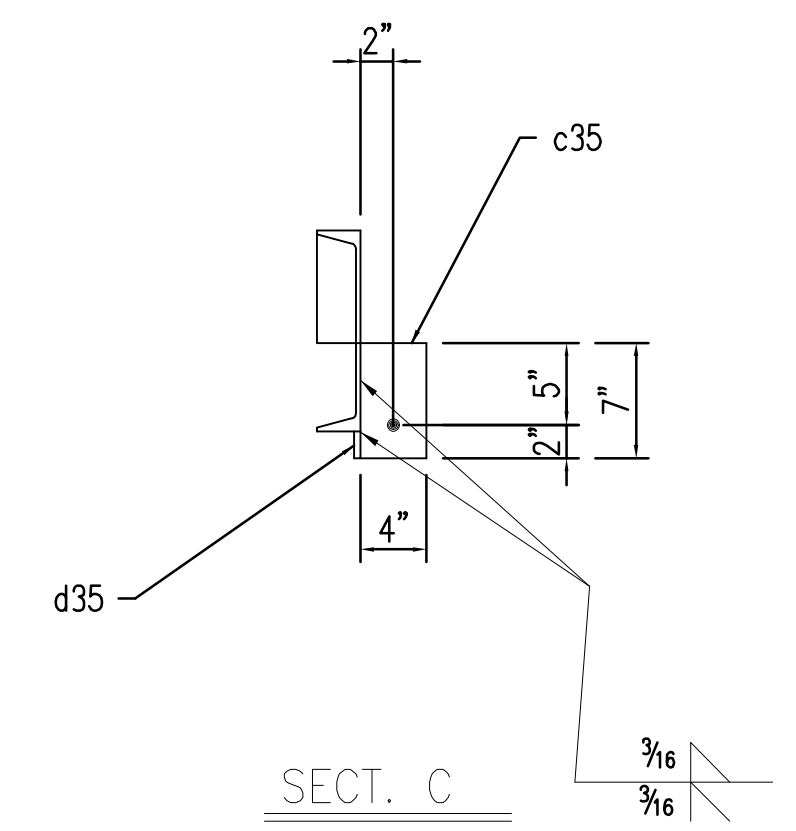
INTERMOUNTAIN FABRICATORS, INC.
 E. 6014 KNOX
 SPOKANE, WASHINGTON 99212
 ph: (509) 534-1676 fax: (509) 535-7135

REVISIONS		PROJECT	
NO.	DATE	BY	DESCRIPTION
1	11-13-01	KB	PAGE WASTEWATER TREATMENT FACILITY UPGRADES
2			
3			
4			
5			

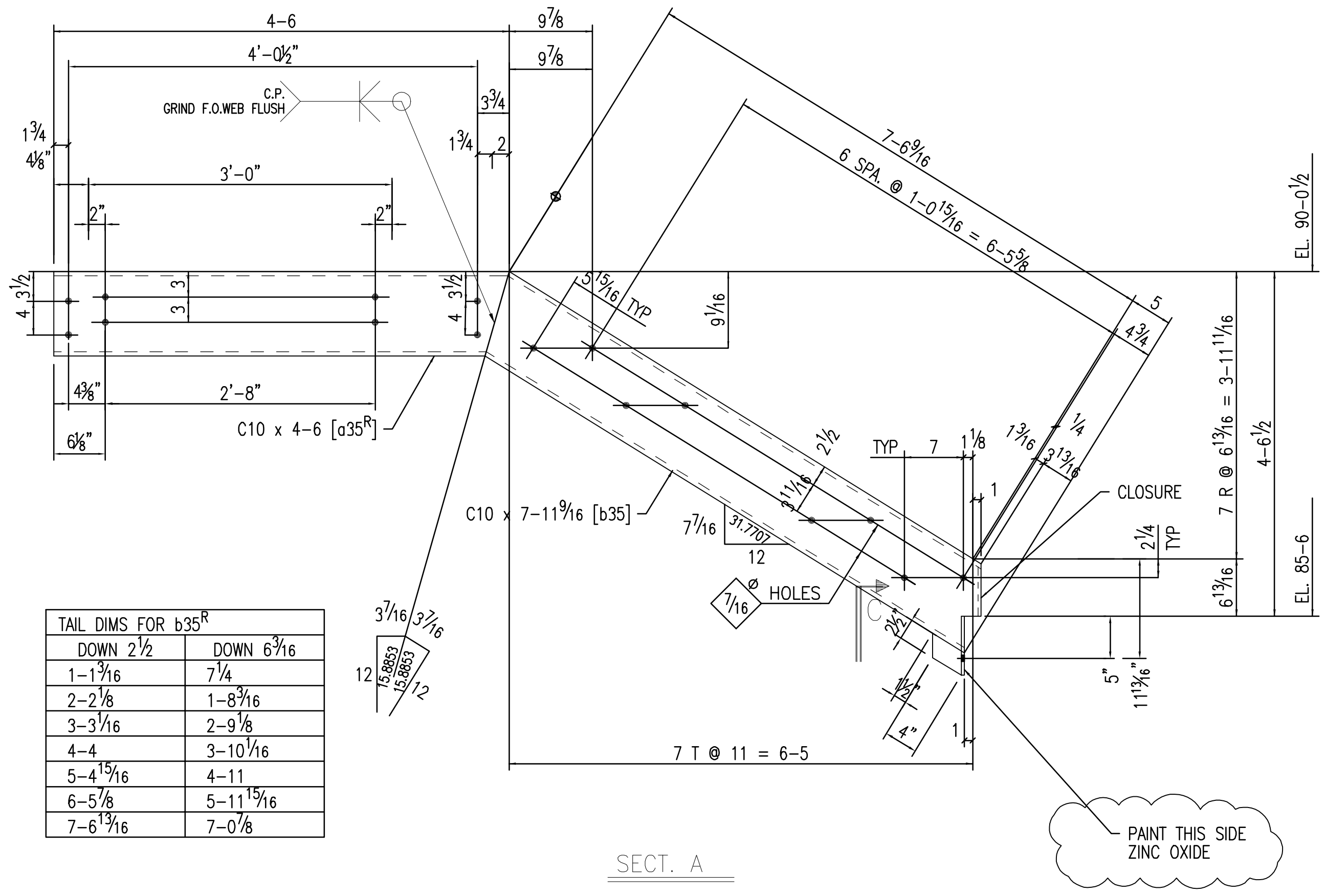
CONTRACTOR	DR	PK	CK	KB
CONTRACTORS NORTHWEST	DATE	OCT 5 2001		
DESCRIPTION	DETAILS LIFT STATION STAIR			
DWG NO	34			



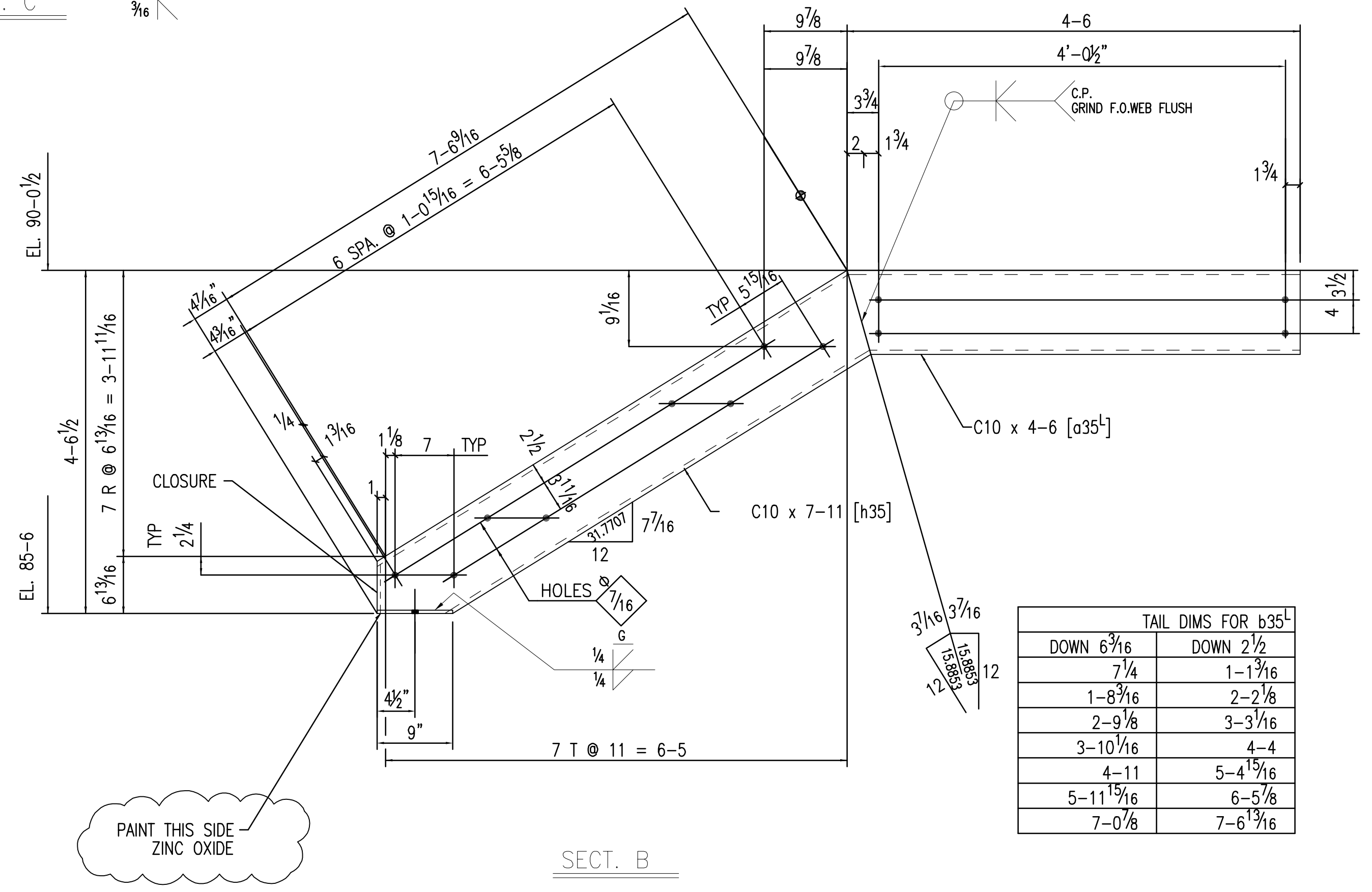
ONE STAIR S35A



SECT. C



SECT. A



SECT. B

TAIL DIMS FOR b35 ^R	
DOWN 2 1/2	DOWN 6 3/16
1-1 7/16	7 1/4
2-2 1/8	1-8 7/16
3-3 1/16	2-9 1/8
4-4	3-10 1/16
5-4 15/16	4-11
6-5 1/8	5-11 15/16
7-6 1/16	7-0 7/8

TAIL DIMS FOR b35 ^L	
DOWN 6 3/16	DOWN 2 1/2
7 1/4	1-1 3/16
1-8 7/16	2-2 1/8
2-9 1/8	3-3 1/16
3-10 1/16	4-4
4-11	5-4 15/16
5-11 15/16	6-5 1/8
7-0 7/8	7-6 1/16

BILL OF MATERIAL

QTY	Piece	QTY	Description	Length	Remarks	Weight
Total	Mark	UNIT				Unit
ONE	S35A	ONE	STAIR			
2	a35 ^{R/L}	2	C10x2.6x.24	4	6	AS 6061-T6
ONE	b35	ONE	C10x2.6x.24	7	11 9/16	AS 6061-T6
ONE	c35	ONE	R38x4	0	7	6061-T6
ONE	d35	ONE	R38x2 1/2	0	5 1/2	6061-T6
ONE	h35	ONE	C10x2.6x.24	7	11	AS 6061-T6
7	g32	7	GRATING TREAD	3	0	6061 T6
			1 1/2x12 1/8 W/CURR ANGLE NOSING			
			FIELD BOLTS			
4		4	5/8" HEX BOLT	0	2	A304, 1-W
2		2	5/8" EXP BOLT	0	6	A304
28		28	3/8" HEX BOLT	0	1 1/4	A304

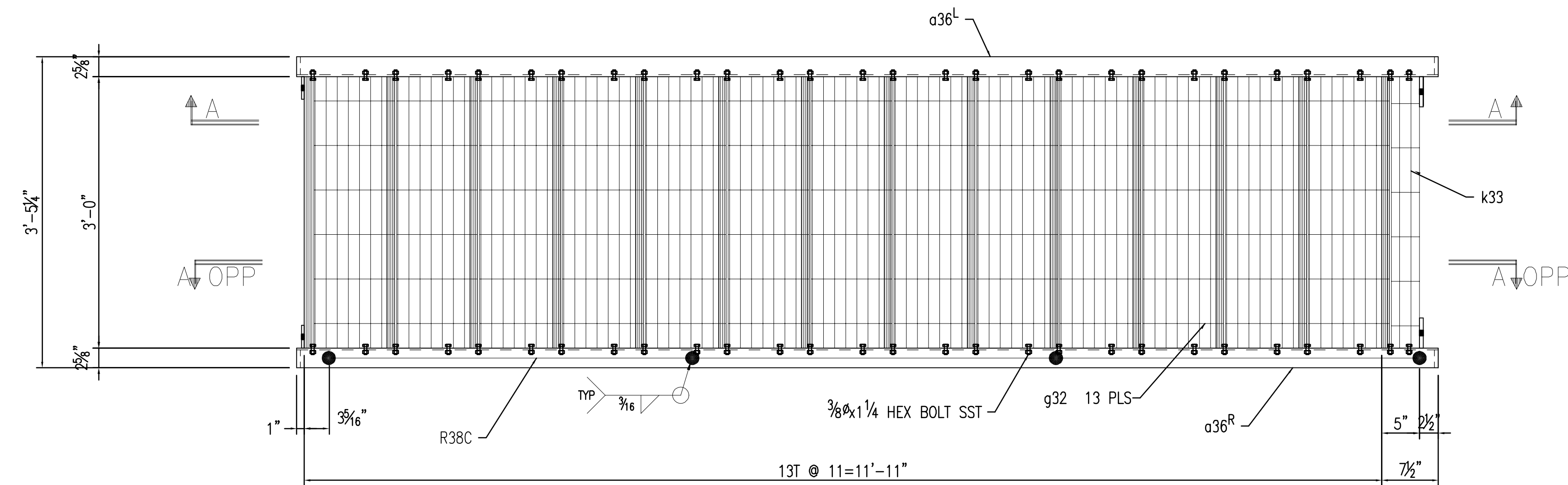
DETAILING: FABRICATION TECHNICAL SERVICES, INC.
601 E Seltice Way, Ste 205, Post Falls ID 83854
(208) 457-8282 fax: (208) 457-8208

NOTES
HOLES 1 1/16" DIA U.N.O. W.P. (TAILS)
WELD 3/16 FILLET U.N.O.
FINISH PER SPEC UNO

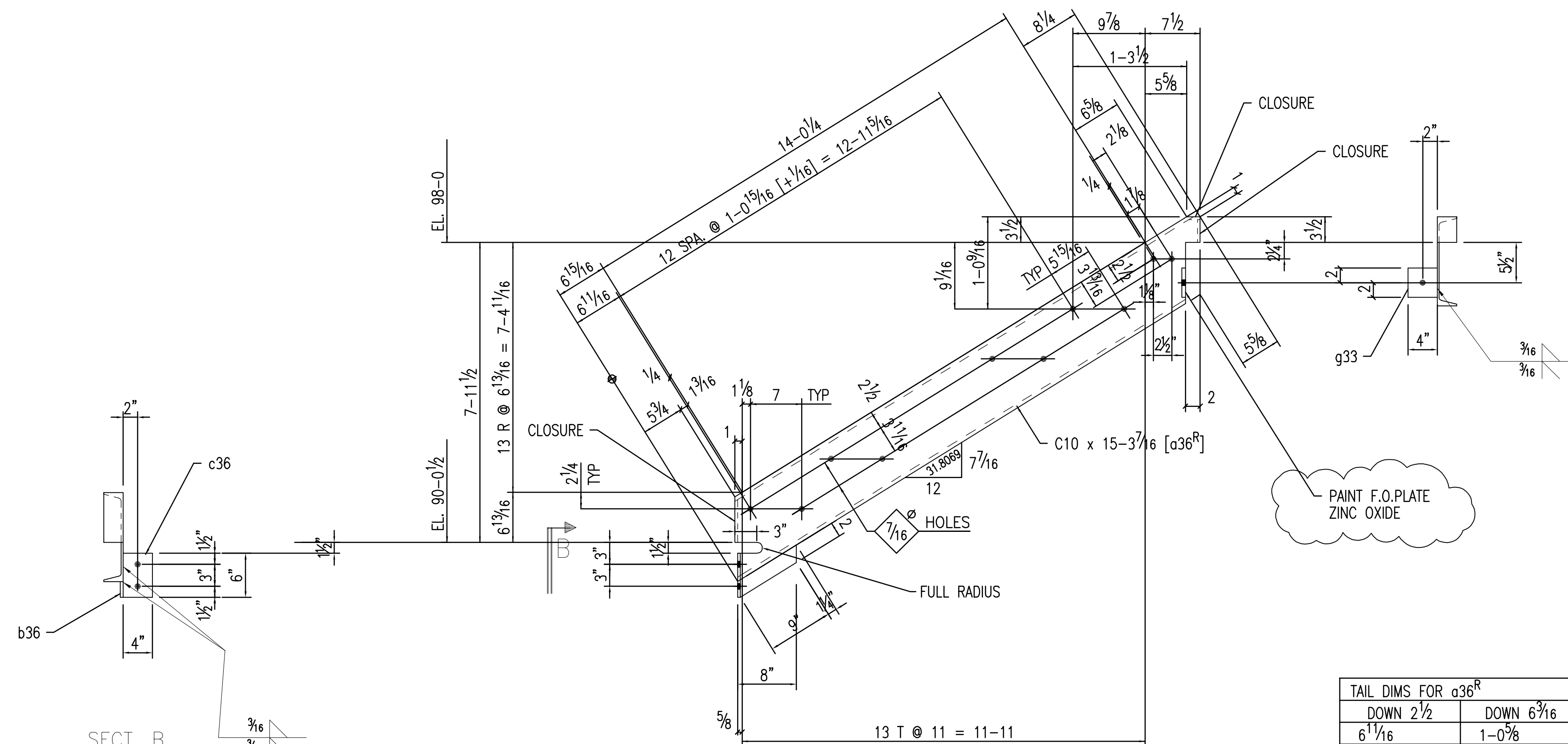
INTERMOUNTAIN FABRICATORS, INC.
E. 6014 KNOX
SPOKANE, WASHINGTON 99212
ph: (509) 534-1676 fax: (509) 535-7135

REVISIONS		PROJECT	
NO.	DATE	BY	DESCRIPTION
1	11-8-01	KB	PAGE WASTEWATER TREATMENT FACILITY UPGRADES
2			CONTRACTOR
3			CONTRACTORS NORTHWEST
4			DESCRIPTION
5			DETAILS LIFT STATION STAIR

DR PK CK KB
DATE OCT 5 2001
JOB NO
DWC NO
35



ONE STAIR S36A



TAIL DIMS FOR a36^R

DOWN 2 1/2	DOWN 6 3/16
6 1/16	1-0 7/8
1-7 7/8	2-1 9/16
2-8 7/16	3-2 1/2
3-9 1/2	4-3 1/16
4-10 1/16	5-4 3/8
5-11 3/8	6-5 3/8
7-0 9/16	7-6 7/16
8-1 7/16	8-7 1/4
9-2 1/4	9-8 7/16
10-3 3/16	10-9 1/8
11-4 1/8	11-10 1/16
12-5 1/16	12-11
13-6	13-11 15/16

BILL OF MATERIAL

QTY	Piece	QTY	Description	Length	Remarks	Weight
Total	Mark	UNIT				Unit
ONE	S36A	ONE	STAIR			
2	a36 ^{R/L}	2	C10x2.6x.24	15	3 7/16 AS 6061-T6	
2	b36	2	R 3/8X2	0	10 1/4 6061-T6	
2	c36	2	R 3/8X4	0	6 6061-T6	
2	q33	2	R 3/8X4	0	4 6061-T6	
13	g32	13	GRATING TREAD	3	0 6061 T6	
			1 1/2x1 1/8 W/CURR ANGLE NOSING			
ONE	k33	ONE	GRATING TREAD	3	0 6061 T6	
			1 1/2x5 W/CURR ANGLE NOSING			
			FIELD BOLTS			
4		4	5/8" HEX BOLT	0	2 A304, 1-W	
2		2	3/8" EXP BOLT	0	6 A304	
56		56	3/8" HEX BOLT	0	1 1/4 A304	

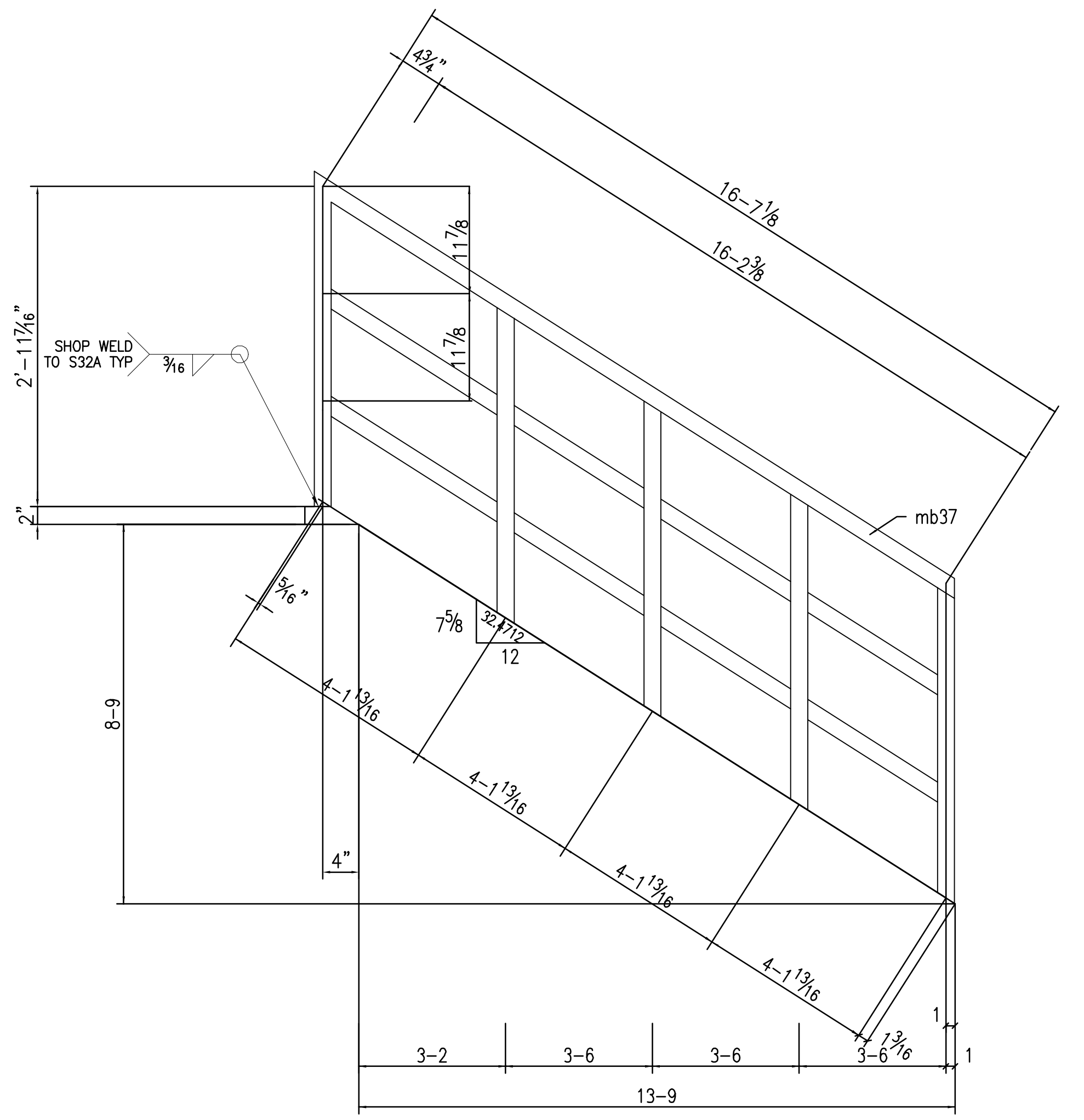
DETAILING: FABRICATION TECHNICAL SERVICES, INC.
 601 E Seltice Way, Ste 205, Post Falls ID 83854
 (208) 457-8282 fax: (208) 457-8208

NOTES
 HOLES 1 1/16" DIA U.N.O. W.P. (TAILS)
 WELD 3/16 FILLET U.N.O.
 FINISH PER SPEC UNO

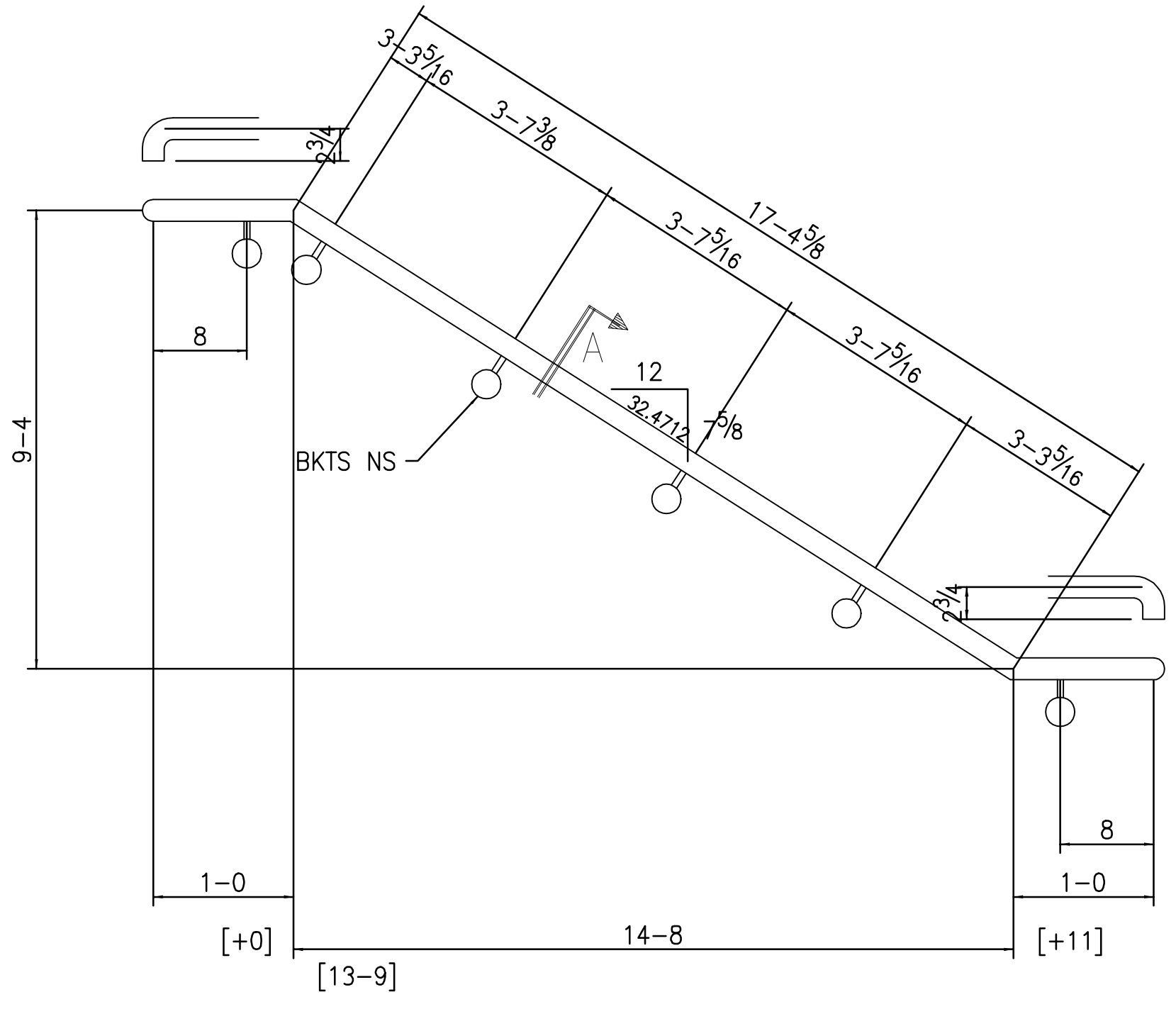
INTERMOUNTAIN FABRICATORS, INC.
 E. 6014 KNOX
 SPOKANE, WASHINGTON 99212
 ph: (509) 534-1676 fax: (509) 535-7135

NO.	DATE	BY	DESCRIPTION	DR	PK	CK	KB
1			PROJECT PAGE WASTEWATER TREATMENT FACILITY UPGRADES				
2			CONTRACTOR CONTRACTORS NORTHWEST				
3			DATE OCT 5 2001				
4			DESCRIPTION DETAILS				
5			LIFT STATION STAIR				

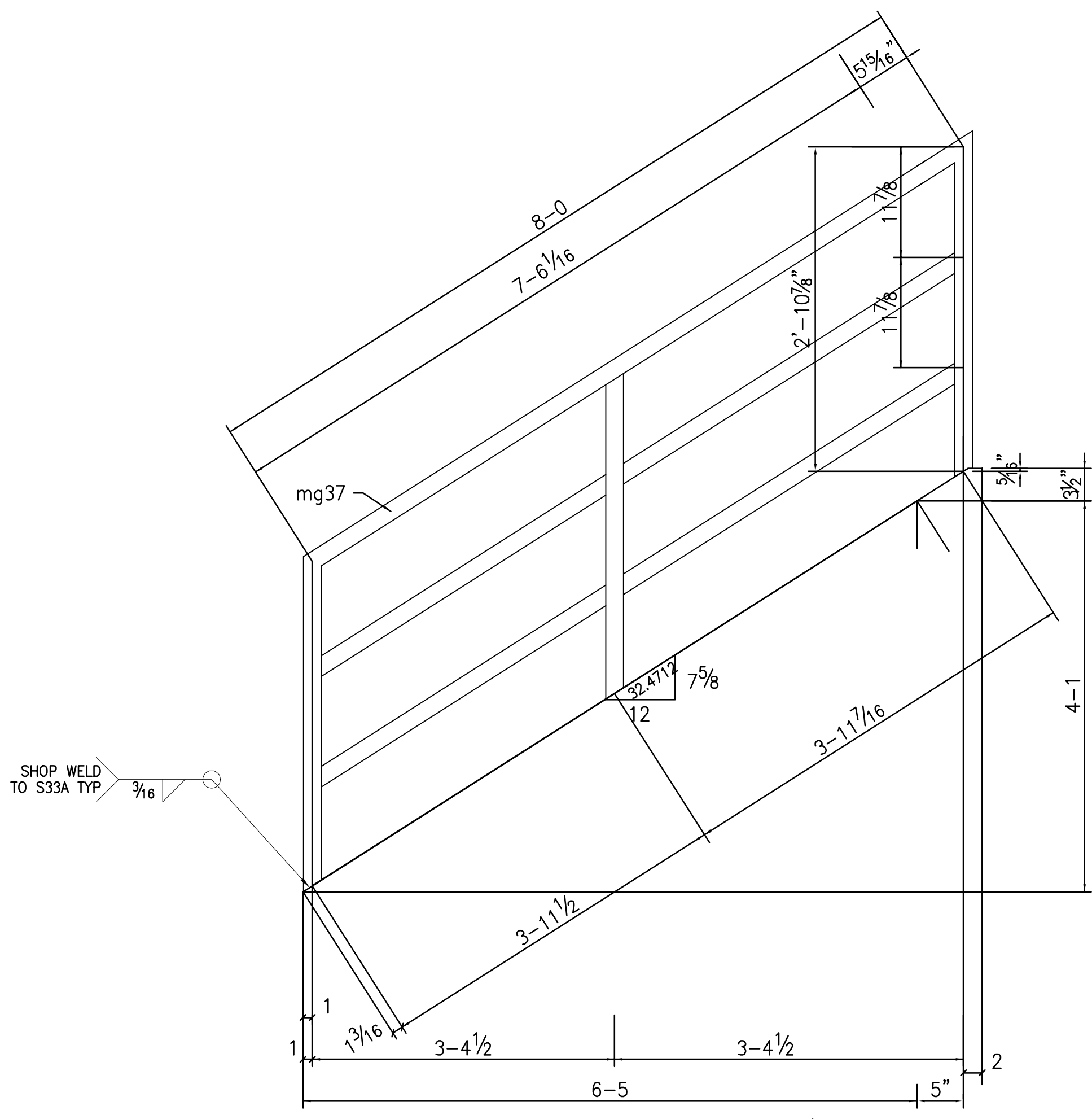
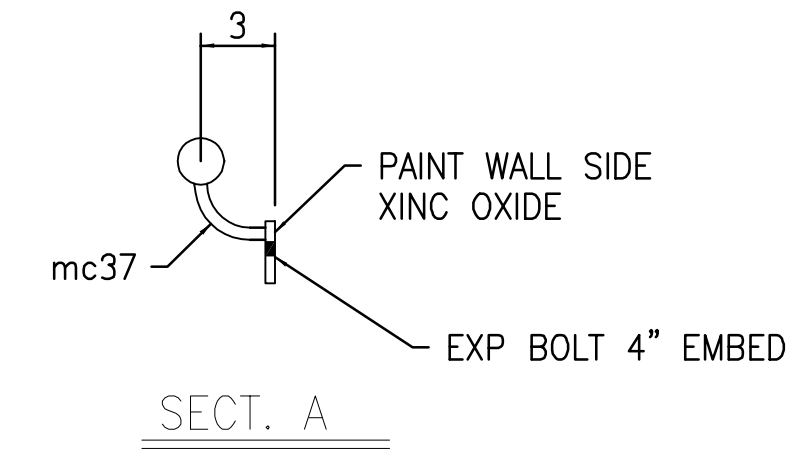
DWG NO: 36



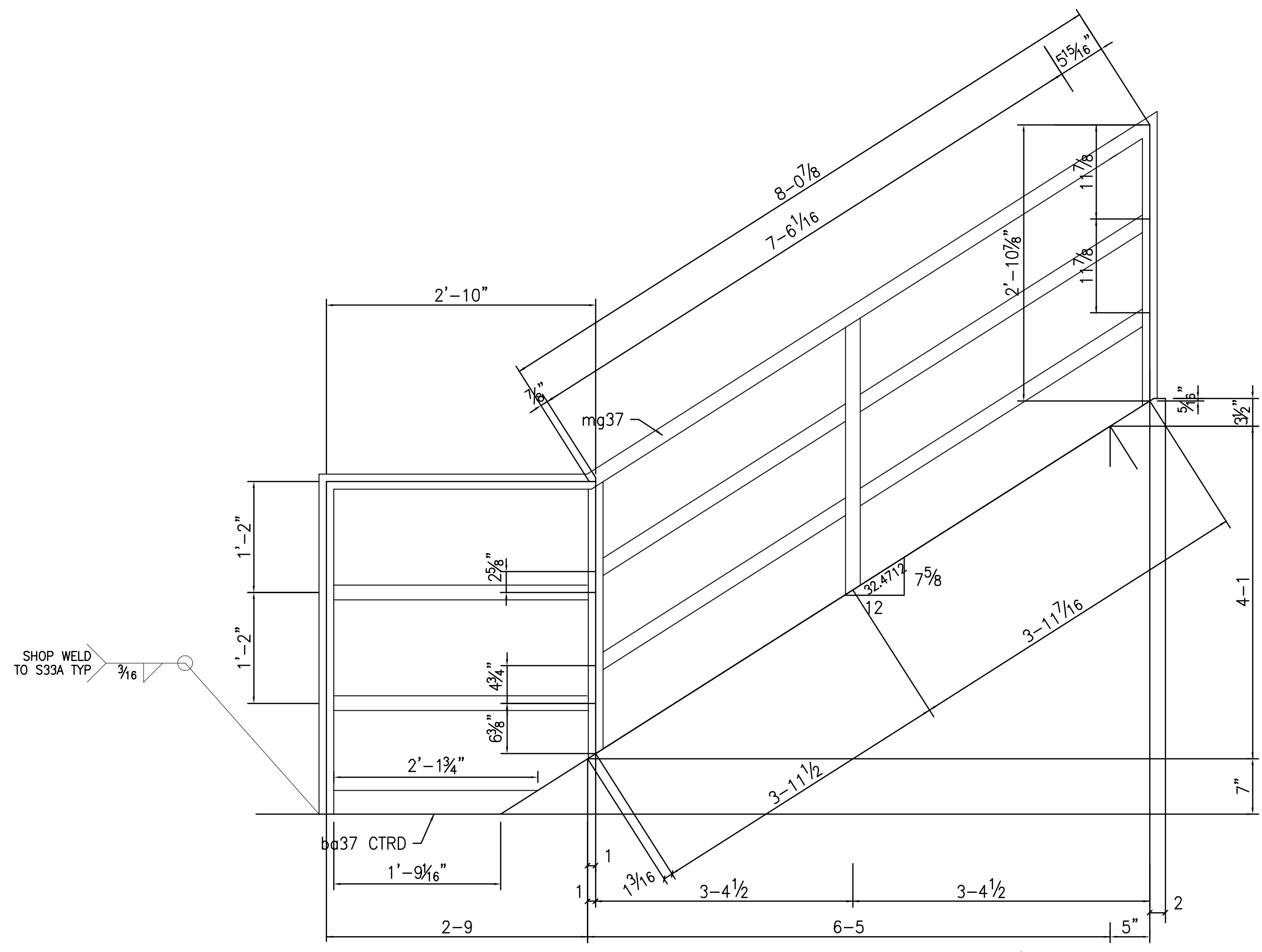
ONE HANDRAIL R37A 1 1/2" SCH 40 x 77-0 [mb37]



ONE HANDRAIL R37B



ONE HANDRAIL R37C 1 1/2" SCH 40 x 32-0 [mg37]



ONE HANDRAIL R37D 1 1/2" SCH 40 x 41-0 [mh37]

BILL OF MATERIAL

QTY	Piece	QTY	Description	Length	Remarks	Weight
Total	Mark	UNIT				Unit
ONE	R37A	ONE	HANDRAIL			
LIN/FT	mb37		1 1/2" SCH 40	77	0	6061 T6
ONE	R37B	ONE	HANDRAIL			
6	mc37	6	BKT			6061 T6
LIN/FT	mf37		1 1/2" SCH40	20	0	6061 T6
6		6	FIELD BOLTS			
			BOLTS FOR BKT			A304
ONE	R37C	ONE	HANDRAIL			
LIN/FT	mg37		1 1/2" SCH 40	32	0	6061 T6
ONE	R37D	ONE	HANDRAIL			
LIN/FT	mh37		1 1/2" SCH 40	41	0	6061 T6
ONE	ba37		FB 1/4x3	2	1 3/4	6061 T6

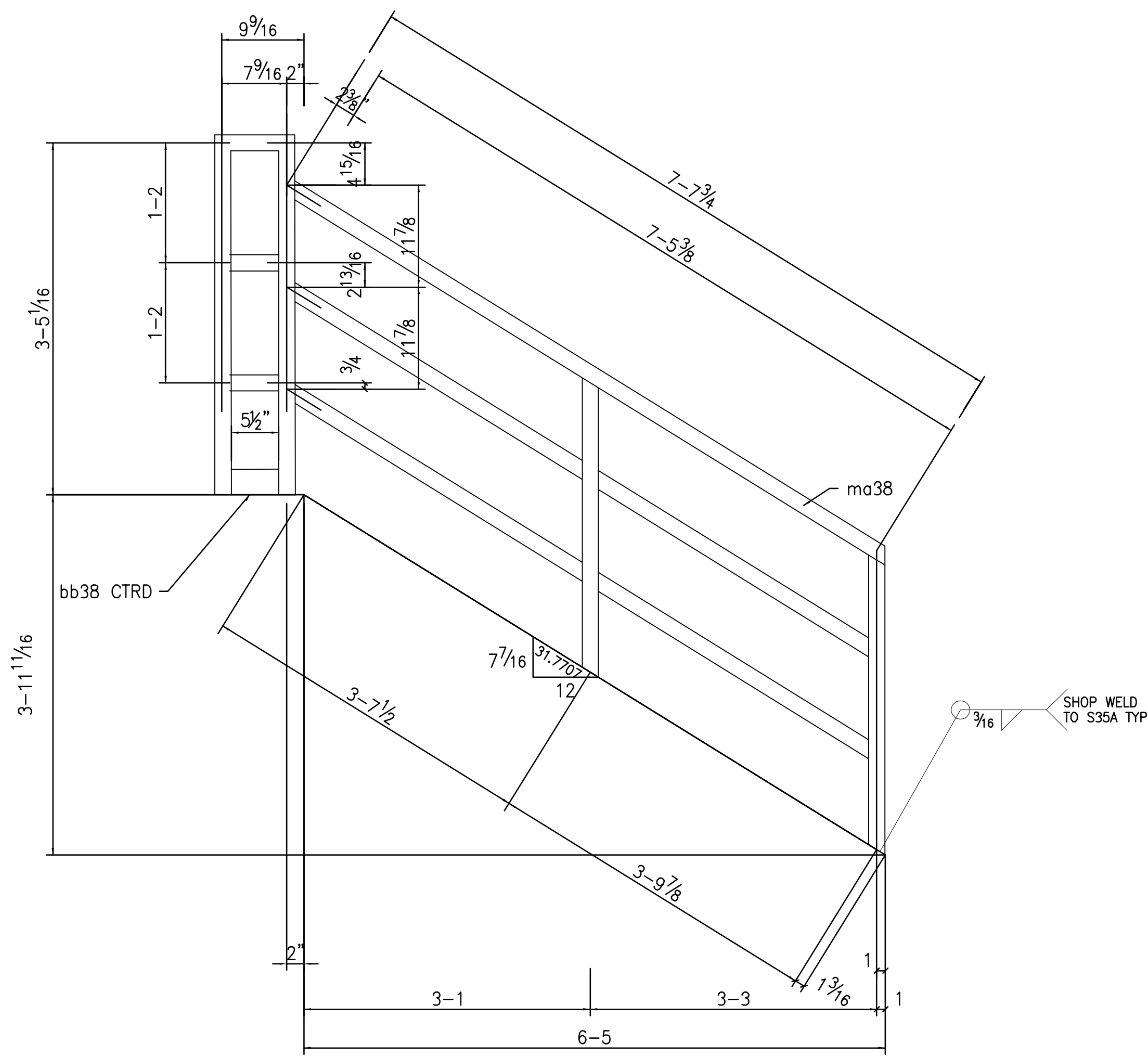
DETAILING: FABRICATION TECHNICAL SERVICES, INC.
 601 E Seltice Way, Ste 205, Post Falls ID 83854
 (208) 457-8282 fax: (208) 457-8208

NOTES
 HOLES 1 1/16" DIA U.N.O.
 WELD 3/16" FILLET U.N.O.
 FINISH PER SPEC UNO
 W.P. (TAILS)

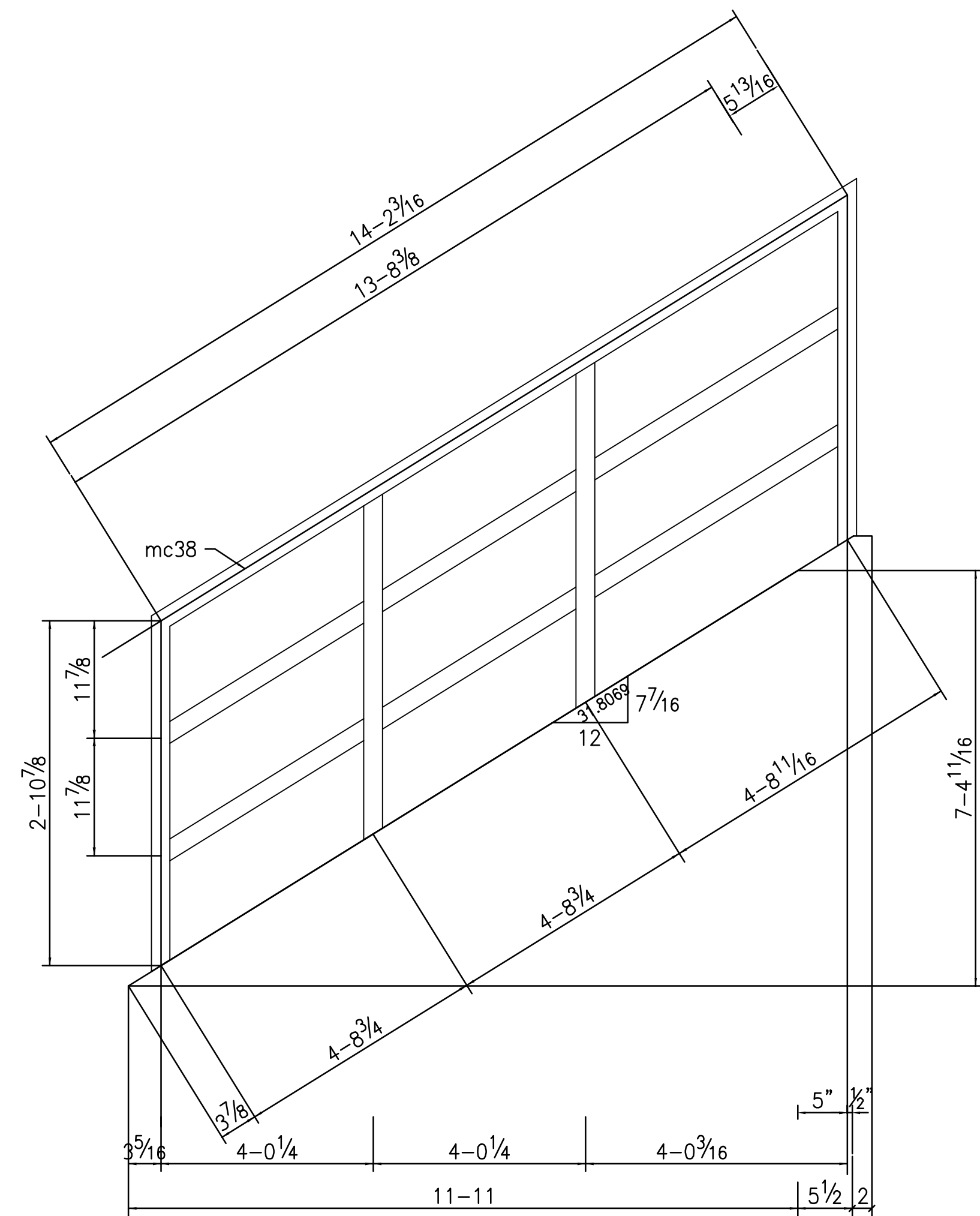
INTERMOUNTAIN FABRICATORS, INC.
 E. 6014 KNOX
 SPOKANE, WASHINGTON 99212
 ph: (509) 534-1676 fax: (509) 535-7135

REVISIONS			PROJECT
NO.	DATE	BY	PAGE WASTEWATER TREATMENT FACILITY UPGRADES
1			
2			
3			
4			
5			

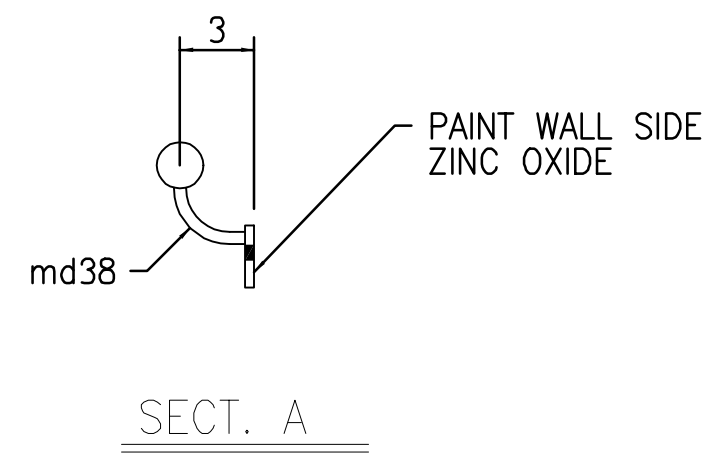
CONTRACTOR	DR	PK	CK	KB
CONTRACTORS NORTHWEST	DATE	OCT 5 2001		
DESCRIPTION	DETAILS		JOB NO	
LIFT STATION STAIR	DWG NO	37		



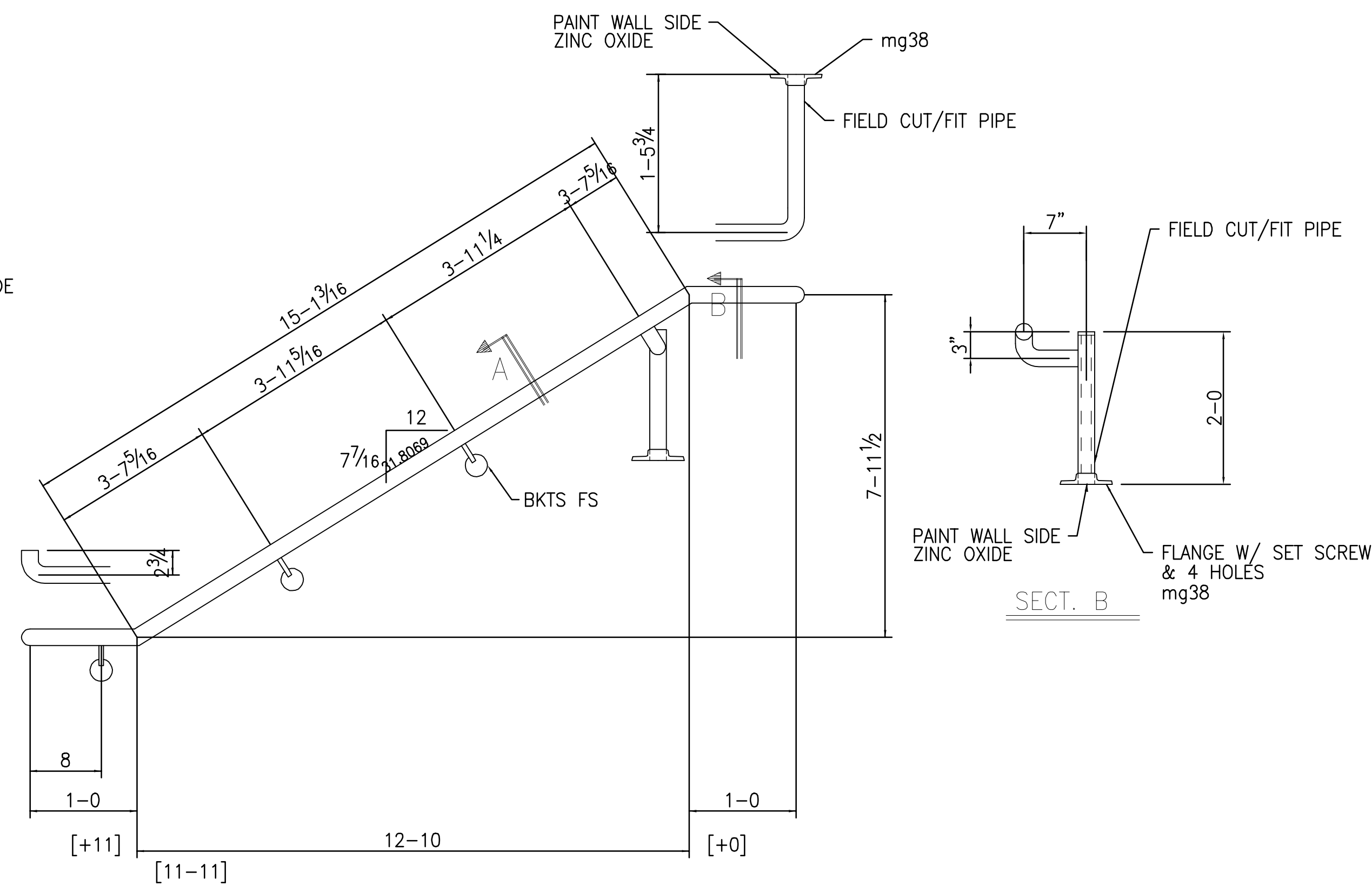
ONE HANDRAIL R38B 1/2" SCH40 x 36-0 [mb38]



ONE HANDRAIL R38C 1/2" SCH40 x 53-0 [mc38]



SECT. A



ONE HANDRAIL R38D

BILL OF MATERIAL

QTY	Piece	QTY	Description	Length	Remarks	Weight
Total	Mark	UNIT				Unit
ONE	R38B	ONE	HANDRAIL			
LIN/FT	mb38		1 1/2" SCH40	36	0	6061 T6
ONE	bb38	ONE	FB 1/4x3	0	5 1/2	6061 T6
ONE	R38C	ONE	HANDRAIL			6061 T6
LIN/FT	mc38		1 1/2" SCH40	53	0	
ONE	R38D	ONE	HANDRAIL			
3	md38	3	BKT			6061 T6
LIN/FT	mf38		1 1/2" SCH40	19	0	6061 T6
2	mg38	2	FLANGE			6061 T6
			W/SET SCREW & 4 BOLTS			
			WAGNER 679 OR EQ.			
			FIELD BOLTS			
8		4	BOLTS FOR FLANGE			A304
6		3	BOLTS FOR BKT			A304

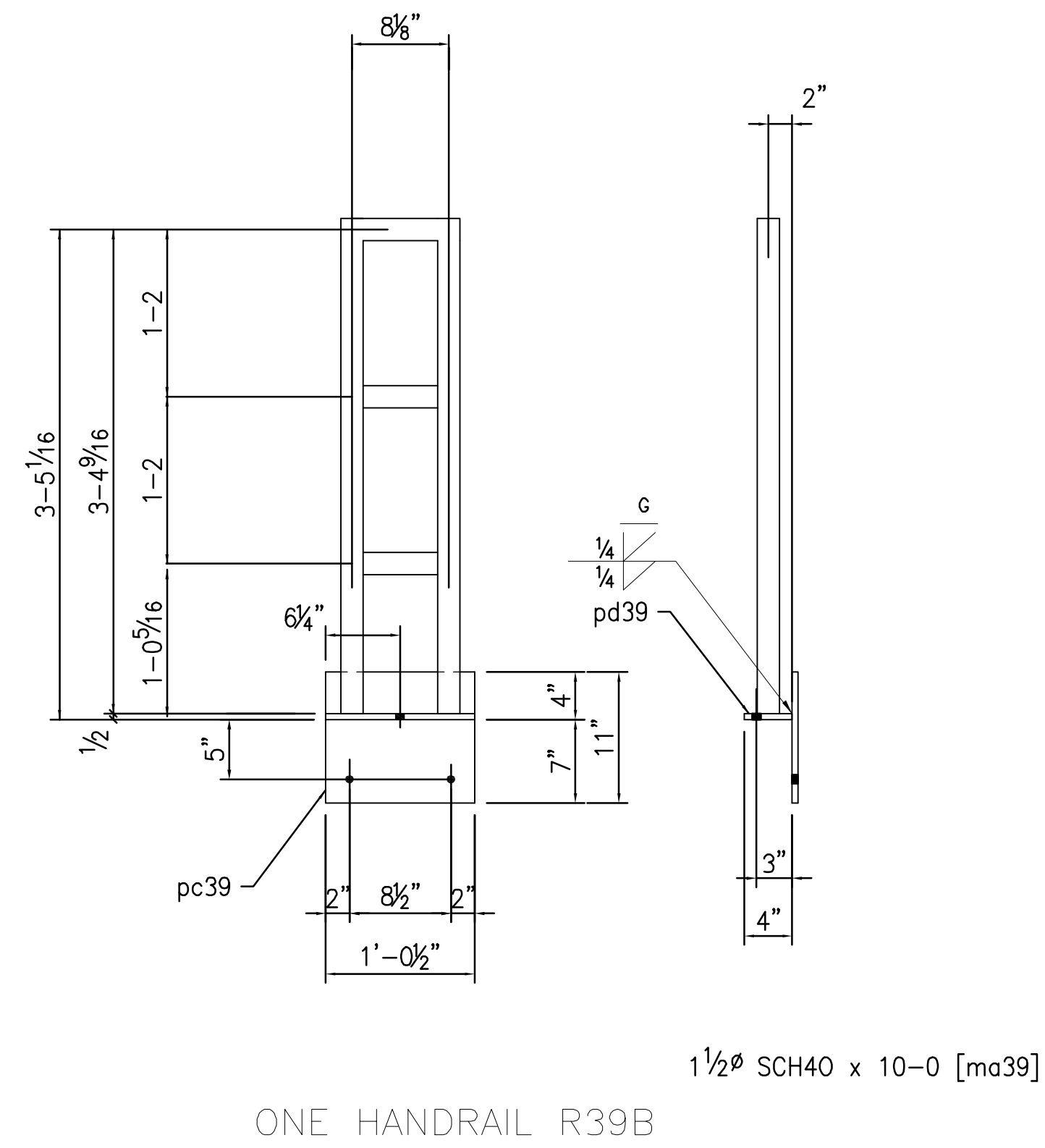
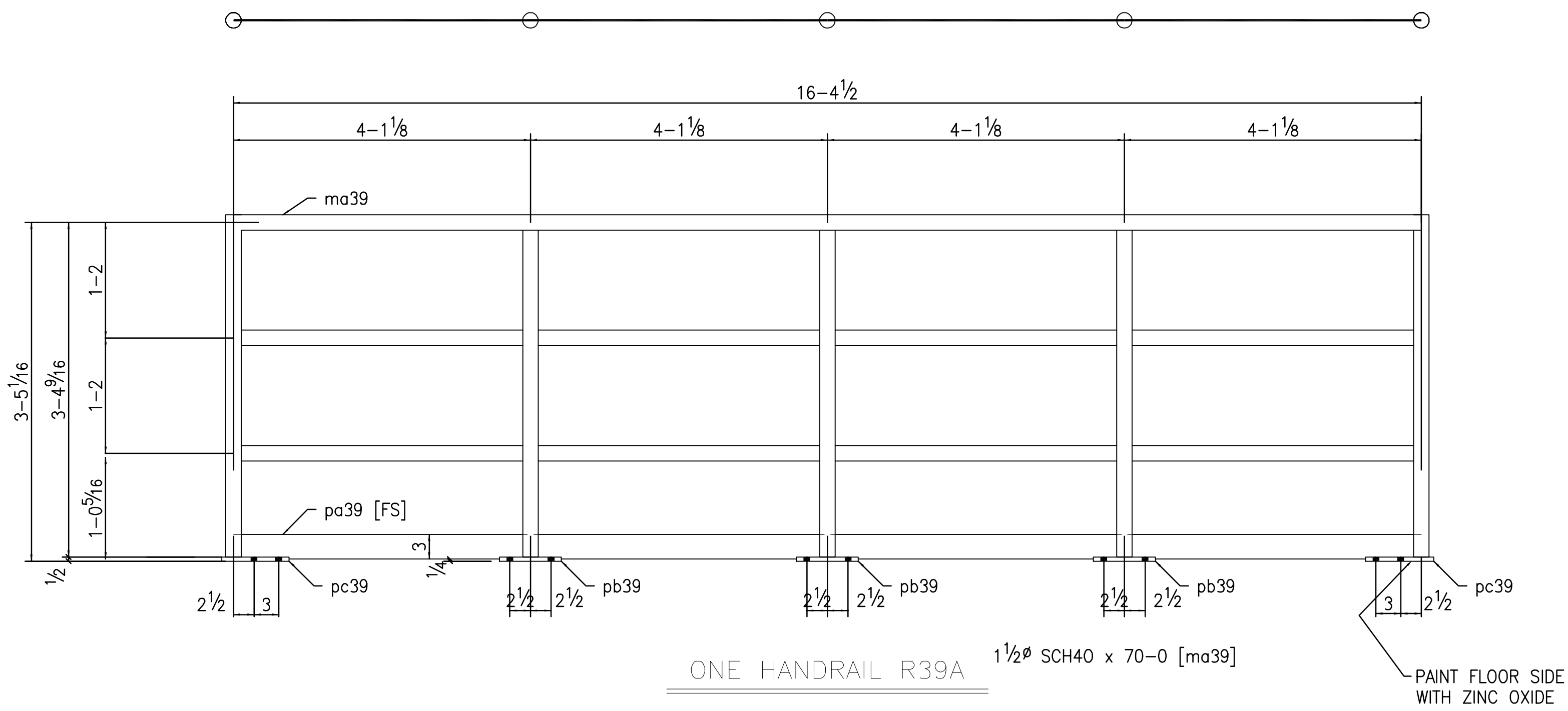
DETAILING: FABRICATION TECHNICAL SERVICES, INC.
 601 E Seltice Way, Ste 205, Post Falls ID 83854
 (208) 457-8282 fax: (208) 457-8208

NOTES
 HOLES 1/16" DIA U.N.O. W.P. (TAILS)
 WELD 3/16 FILLET U.N.O.
 FINISH PER SPEC UNO

INTERMOUNTAIN FABRICATORS, INC.
 E. 6014 KNOX
 SPOKANE, WASHINGTON 99212
 ph: (509) 534-1676 fax: (509) 535-7135

REVISIONS	PROJECT		
NO.	DATE	BY	
1	11-8-01	KB	PAGE WASTEWATER TREATMENT FACILITY UPGRADES
2			CONTRACTOR CONTRACTORS NORTHWEST
3			DATE OCT 5 2001
4			DESCRIPTION DETAILS
5			LIFT STATION STAIR

DR PK CK KB
 DATE OCT 5 2001
 JOB NO.
 DWG NO. 38



BILL OF MATERIAL

QTY	Piece	QTY	Description	Length	Remarks	Weight
Total	Mark	UNIT				Unit
ONE	R39A	ONE	HANDRAIL			
3	pb39	3	$R\frac{1}{2}\times 5$	0	8	6061 T6
ONE	pa39	ONE	$R\frac{1}{4}\times 3$	16	4 1/2	6061 T6
LIN/FT	ma39	ONE	$1\frac{1}{2}\phi$ SCH40	66	0	6061 T6
2	pb39	2	$R\frac{1}{2}\times 5$	0	8 1/2	6061 T6
			FIELD BOLTS			
10		10	$\frac{5}{8}\phi$ EXP BOLT	0	5 1/2	SST
			KWIK BOLT II			
ONE	R39B	ONE	HANDRAIL			
LIN/FT	ma39		$1\frac{1}{2}\phi$ SCH40	10	0	6061 T6
ONE	pc39	ONE	$R\frac{1}{2}\times 11$	1	0 1/2	6061 T6
ONE	pd39	ONE	$R\frac{1}{2}\times 4$	1	0 1/2	6061 T6
			FIELD BOLTS			
3		3	$\frac{5}{8}\phi$ EXP BOLT	0	5 1/2	SST
			KWIK BOLT II			

DETAILING: FABRICATION TECHNICAL SERVICES, INC.
 601 E Seltice Way, Ste 205, Post Falls ID 83854
 (208) 457-8282 fax: (208) 457-8208

NOTES
 HOLES $1\frac{1}{16}$ " DIA U.N.O. W.P. (TAILS)
 WELD $\frac{3}{16}$ FILLET U.N.O.
 FINISH PER SPEC UNO

INTERMOUNTAIN FABRICATORS, INC.
 E. 6014 KNOX
 SPOKANE, WASHINGTON 99212
 ph: (509) 534-1676 fax: (509) 535-7135

NO.	DATE	BY	PROJECT	DR	PK	CK	KB
1	11-8-01	KB	PAGE WASTEWATER TREATMENT FACILITY UPGRADES				
2	11-13-01	KB		CONTRACTORS NORTHWEST	DATE	OCT 5 2001	
3			DESCRIPTION	JOB NO			
4			DETAILS	DWG NO			
5			LIFT STATION STAIR				39